











STAY AT HOME... with updated Monopoly!

A new study has found the board would be significantly different if the 1936 London board was updated to reflect modern-day prices in the capital.

 FREE PARKING	BOND STREET £1,807,911	CHANCE ?	REGENT STREET £1,807,911	PICCADILLY £1,807,911	FENCHURCH ST STATION £200	COVENTRY STREET £1,807,911	VINE STREET £1,807,911	WATER WORKS £150	LEICESTER SQUARE £1,855,201	 GOTO JAIL
£1,807,911 MAYFAIR	 									THE ANGEL ISLINGTON £1,995,155
£1,805,390 PALL MALL										STRAND £2,009,723
 COMMUNITY CHEST										COMMUNITY CHEST 
£1,332,681 BOW STREET										MARLBOROUGH STREET £2,398,883
 MARYLEBONE STATION £200										LIVERPOOL ST STATION £200 
£1,175,292 NORTHUMBERLAND AVENUE										CHANCE ?
£1,175,292 TRAFALGAR SQUARE										PARK LANE £2,949,030
 ELECTRIC COMPANY £150										LUXURY TAX PAY £600
£1,111,640 WHITEHALL										OXFORD STREET £6,740,815
JUST VISITING 										FLEET STREET £1,026,361

An Around The Board Tour, from Barratt London, has found that only six of the 22 locations on the board would remain in the same place, with The Angel Islington climbing the most positions from the light blue squares to the greens, a 15 space jump.

- The Angel Islington would be joined in the green positions by Marlborough Street, which enjoys a 10 space jump, the second-largest climb, and The Strand which completed the top three in terms of climbing in value, welcoming a seven space jump.
- Oxford Street, green on the original board, leapfrogs Mayfair to occupy the most expensive place on the board, with Park Lane maintaining its position as the second most expensive square on the board.

Lane maintaining its position as the second most expensive square on the board.

- Similarly, Old Kent Road and Whitechapel Road remain as the two cheapest locations on the Monopoly board, with Fleet Street making one of the biggest drops (eight) from the red spaces to the light blues, joining Pentonville Road and Euston Road, which remain in the same colour bracket.
- Bond Street would also drop by eight spaces into the red spaces, while Mayfair makes the biggest drop, joining Bow Street and Pall Mall in the orange positions, a drop of 11.

You can explore the full board at www.barratthomes.co.uk/new-homes/london/around-the-board-tour. ■

RIGHT:
How the Monopoly board would look in 2020
The number of places each property would move on the board if they were to be ordered based on modern day average house prices as calculated by Barratt London



This work is licensed under the Creative Commons Attribution-ShareAlike 4.0 License. To view a copy of this license, visit <http://creativecommons.org/licenses/by-sa/4.0/>

